

BILLING SURVEY

A nationwide sampling of law firm billing rates

The National Law Journal asked the respondents to its 2010 survey of the nation's 250 largest law firms to provide a range of hourly billing rates. Firms that supplied the information are listed in alphabetical order. Non-NLJ 250 firms appear separately.

FIRM NAME	PRINCIPAL OR LARGEST OFFICE	NUMBER OF ATTORNEYS	FIRMWIDE		PARTNER			ASSOCIATE				
			MIN.	MAX.	MIN.	MAX.	MIN.	MAX.	MIN.	MAX.		
Adams and Reese	New Orleans	265	\$250	\$770	\$350	\$250	\$340	\$150	\$185	\$220	\$25	
Alston & Bird	Atlanta	785	\$515	\$505	\$855	\$450	\$627	\$615	\$580	\$270	\$405	\$405
Archer & Greiner	Rosemead, CA	176			\$50	\$300		\$340	\$175			
Arent Fox	Washington	329			\$765	\$400			\$475	\$240		
Armstrong Teasdale	St. Louis	233			\$475	\$190		\$325	\$200			
Baker Donelson, Bearman, Caldwell & Berkowitz	Memphis, Tenn.	552	\$312	\$305	\$585	\$285	\$357	\$348	\$320	\$165	\$231	\$230
Barry & Thornburg	Indianapolis	494	\$367	\$375	\$613	\$258	\$416	\$415	\$355	\$225	\$281	\$260
Benech, Friedlander, Coplan & Aronoff	Cleveland	161	\$315		\$575	\$350	\$335		\$360	\$195	\$245	
Best Best & Krieger	Riverside, Calif.	183			\$550	\$310		\$395	\$225			
Blank Rome	Philadelphia	472	\$510	\$495	\$855	\$440	\$615	\$625	\$550	\$250	\$361	\$353
Bond/Schroeder & King	Syracuse, N.Y.	199	\$260	\$285	\$435	\$220	\$205	\$330	\$280	\$160	\$208	\$210
Briggs and Morgan	Minneapolis	190	\$373	\$380	\$660	\$290	\$457	\$440	\$315	\$210	\$240	\$265
Broad and Cassel	Orlando, Fla.	160	\$307	\$295	\$475	\$250	\$375	\$375	\$350	\$175	\$240	\$245
Brownstein Hyatt Farber Schrock	Denver	248	\$391	\$380	\$810	\$295	\$463	\$448	\$360	\$200	\$256	\$255
Bryan Cave	St. Louis	328	\$464	\$455	\$790	\$370	\$553	\$540	\$500	\$165	\$344	\$345
Budshler Neamer	Los Angeles	154	\$415	\$415	\$625	\$270	\$490	\$495	\$450	\$195	\$328	\$310
Buchanan Ingersoll & Rooney	Pittsburgh	423			\$300	\$310			\$465	\$210		
Burr & Forman	Birmingham, Ala.	255	\$328	\$330	\$500	\$210	\$361	\$355	\$335	\$280	\$250	\$250
Buzel Long	Detroit	181			\$750	\$300			\$371	\$200		
Carlton Fields	Tampa, Fla.	235	\$388	\$390	\$775	\$325	\$455	\$455	\$375	\$195	\$268	\$270
Chickering & Park	New York	444	\$455	\$450	\$955	\$390	\$765	\$785	\$625	\$170	\$440	\$455
Cohen O'Connor	Philadelphia	521	\$422	\$390	\$880	\$310	\$437	\$475	\$583	\$225	\$335	\$320
Craig, Mallett, Pomeroy, Call & Maitz	New York	712	\$499	\$480	\$785	\$670	\$665	\$675	\$570	\$290	\$355	\$350
Davis Wright Tremaine	Seattle	491	\$355	\$365	\$795	\$320	\$486	\$480	\$435	\$210	\$394	\$305
Dickinson Wright	Detroit	240			\$575	\$355		\$270	\$185			
Dickstein Shapiro	Washington	386	\$545	\$530	\$950	\$325	\$656	\$650	\$590	\$285	\$425	\$450
Dinwiddie & Sloth	Birmingham	402	\$302	\$290	\$590	\$220	\$360	\$355	\$300	\$175	\$220	\$218
Dorsey & Whitney	Minneapolis	578	\$410	\$395	\$795	\$440	\$515	\$515	\$290	\$180	\$285	\$270
Duane Morris	Philadelphia	623	\$483	\$485	\$850	\$240	\$550	\$545	\$480	\$195	\$345	\$350
Dykema Gossett	Detroit	338	\$445	\$450	\$635	\$360	\$495	\$515	\$450	\$225	\$375	\$320
Edert Seaman Chert & Mallon	Pittsburgh	329			\$525	\$250		\$320	\$160			
Edwards Angel Palmer & Dodge	Dustin	505	\$451	\$450	\$780	\$345	\$571	\$575	\$610	\$200	\$323	\$303
Epstein Becker & Green	New York	502	\$425	\$425	\$850	\$350	\$520	\$500	\$450	\$180	\$325	\$320
Fisher & Phillips	Atlanta	236			\$505	\$340			\$380	\$220		
Fitzpatrick Callahan, Harper & Smith	New York	175			\$330	\$450			\$420	\$275		\$325
Foley & Lardner	Milwaukee	895	\$554	\$570	\$1,035		\$654	\$640		\$255	\$425	\$410
Ford & Harrison	Atlanta	175			\$670	\$375			\$390	\$260		
Fox Rothschild	Philadelphia	472	\$407	\$415	\$690	\$315	\$473	\$470	\$475	\$285	\$268	\$290
Frost Brown Todd	Cincinnati	404	\$273	\$280	\$515	\$190	\$320	\$325	\$250	\$160	\$189	\$190
Gardere Wynne Sewell	Dallas	270	\$445	\$450	\$315	\$380	\$531	\$525	\$445	\$195	\$311	\$310
Gibson	Newark, N.J.	213	\$464	\$410	\$730	\$330	\$475	\$470	\$450	\$230	\$285	\$275
Godfrey & Kahn	Milwaukee	172			\$495	\$325			\$340	\$180		
Gray Robinson	Orlando, Fla.	220			\$710	\$225			\$315	\$160		
Greenberg Traurig	New York	1,763	\$453	\$480	\$875	\$355	\$550	\$580	\$610	\$200	\$332	\$350
Harris Beach	Rochester, N.Y.	176			\$500	\$270			\$255	\$110		
Hiscock & Barclay	Syracuse, N.Y.	175	\$311	\$275	\$850	\$195	\$348	\$305	\$440	\$150	\$234	\$195

SEE SAMPLING, PAGE 13

SAMPLING FROM PAGE 12

FIRM NAME	PRINCIPAL OR LARGEST OFFICE	NUMBER OF ATTORNEYS	FIRMWIDE			PARTNER			ASSOCIATE			
			AVERAGE	MIN	MAX	177	178-199	200+	LOW	MID	HIGH	
Hodgson Russ	Buffalo, N.Y.	197	\$328	\$320	\$665	\$230	\$374	\$370	\$410	\$175	\$238	\$290
Holland & Knight	Washington	942	\$418	\$425	\$850	\$300	\$499	\$495	\$480	\$185	\$288	\$280
Holme Roberts & Owen	Denver	192	\$355	\$340	\$535	\$285	\$415	\$410	\$530	\$170	\$255	\$285
Husch Blackwell	St. Louis	554	\$329	\$331	\$804	\$230	\$357	\$375	\$415	\$171	\$220	\$285
Jackson Kelly	Charleston, W.Va.	161			\$495	\$245			\$275	\$155		
Jackson Lewis	White Plains, N.Y.	661	\$364	\$360	\$715	\$260	\$426	\$430	\$440	\$150	\$282	\$275
Jones, Walker, Washburn, Polyzoides, Carrico & Denigot	New Orleans	302			\$620	\$185			\$275	\$140		
Kelley Drye & Warren	New York	325			\$900	\$465			\$565	\$275		
Kilpatrick Stockton	Atlanta	923	\$425	\$425	\$730	\$375	\$527	\$520	\$465	\$225	\$320	\$350
Knobbe, Martens, Olson & Bear	Irvine, Calif.	266	\$432	\$415	\$710	\$385	\$511	\$485	\$450	\$285	\$332	\$355
Lane Powell	Seattle	175	\$349	\$340	\$600	\$310	\$431	\$430	\$350	\$230	\$278	\$275
Lathrop & Gage	Kansas City, Mo.	286			\$490	\$255			\$285	\$180		
Lindquist & Venman	Minneapolis	184	\$330	\$350			\$415	\$410			\$230	\$220
Litler Mendelson	San Francisco	764	\$372	\$355	\$650	\$290	\$445	\$435	\$480	\$210	\$295	\$285
Locke Lord Bassett & Liddell	Dallas	642	\$466	\$515	\$1,120	\$400	\$599	\$600	\$525	\$215	\$320	\$300
Loeb & Loeb	New York	300			\$975	\$475			\$575	\$275		
Lowenstein Sandler	Roseland, N.J.	238			\$825	\$440			\$370	\$235		
Manatt, Phelps & Phillips	Los Angeles	320	\$568	\$590	\$850	\$525	\$651	\$650	\$525	\$290	\$405	\$410
Marshall, Deanehey, Winters, Coleman & Goggin	Philadelphia	412			\$410	\$145			\$120	\$130		
Maynard, Cooper & Gale	Birmingham, Ala.	212			\$690	\$325			\$295	\$235		
McCarthy & English	Newark, N.J.	382	\$355	\$400	\$825	\$360	\$498	\$485	\$405	\$215	\$315	\$315
McElroy, Deutsch, Mulvaney & Carpenter	Monticello, N.J.	269	\$210	\$225	\$950	\$295	\$290	\$290	\$275	\$130	\$130	\$185
McQuinn Woods	Richmond, Va.	372	\$455	\$450	\$890	\$325	\$549	\$535	\$600	\$220	\$355	\$360
McKenna Long & Aldridge	Atlanta	429	\$455	\$410	\$775	\$375	\$540	\$525	\$490	\$220	\$365	\$355
Michael Best & Friedrich	Milwaukee	214	\$345	\$345	\$630	\$235	\$400	\$390	\$320	\$190	\$230	\$220
Miles & Stockbridge	Baltimore	223			\$695	\$325			\$370	\$220		
Miller & Martin	Chattanooga, Tenn.	192	\$328	\$335	\$610	\$235	\$361	\$365	\$375	\$180	\$218	\$210
Moore & Van Allen	Charlotte, N.C.	282	\$364	\$350	\$785	\$265	\$441	\$425	\$390	\$190	\$257	\$250
Nelson Mullins Riley & Scarborough	Columbia, S.C.	400	\$347	\$340	\$650	\$245	\$399	\$385	\$335	\$185	\$240	\$240
Nexsen Pruet	Columbia, S.C.	178			\$525	\$230			\$250	\$180		
Nixon Penbody	New York	322	\$425	\$430	\$905	\$375	\$615	\$625	\$580	\$190	\$380	\$395
Ogletree, Deakins, Nash, Smoak & Stewart	Greenville, S.C.	485	\$351		\$575	\$360	\$389		\$390	\$195	\$285	
Patton Boggs	Washington	925	\$482	\$485	\$999	\$395	\$645	\$625	\$550	\$215	\$358	\$400
Pepper Hamilton	Philadelphia	458	\$326		\$825	\$420	\$547		\$465	\$230	\$325	
Perkins Coie	Seattle	683	\$447		\$825	\$775	\$534	\$530	\$570	\$290	\$354	
Phelps Dunbar	New Orleans	281	\$225	\$218	\$385	\$180	\$272	\$265	\$240	\$145	\$180	\$180
Phillips Lytle	Buffalo, N.Y.	177	\$225	\$260	\$535	\$160	\$352	\$350	\$450	\$150	\$230	\$230
Polsinelli Shughart	Kansas City, Mo.	500			\$690	\$250			\$325	\$185		
Quarles & Brady	Milwaukee	419	\$364	\$360	\$660	\$190	\$438	\$435	\$400	\$210	\$240	\$245
Roetzel & Andress	Akron, Ohio	215	\$317	\$325	\$325	\$225	\$357	\$350	\$325	\$165	\$243	\$245
Rutan & Tucker	Costa Mesa, Calif.	133			\$650	\$355			\$450	\$225		
Saul Ewing	Philadelphia	219	\$412	\$425	\$860	\$320	\$491	\$478	\$475	\$225	\$310	\$285
Schulte Roth & Zabel	New York	433			\$885	\$735			\$590	\$275		
Seyfarth Shaw	Chicago	704	\$377	\$375	\$770	\$395	\$585	\$503	\$535	\$195	\$325	\$320
Sheppard, Mullin, Richter & Hampton	Los Angeles	484			\$820	\$495			\$620	\$270		
Shumaker, Loop & Kendrick	Toledo, Ohio	210	\$331	\$350	\$540	\$250	\$365	\$365	\$315	\$185	\$246	\$235
Smith, Gambrell & Russell	Atlanta	175			\$740	\$325			\$440	\$195		
Snell & Wilentz	Phoenix	386	\$338	\$325	\$795	\$315	\$466	\$475	\$550	\$176	\$282	\$265
Stoel Rives	Portland, Ore.	368	\$391	\$380	\$500	\$315	\$441	\$441	\$390	\$190	\$270	\$265
Strasburger & Price	Dallas	181	\$336	\$331	\$617	\$260	\$372	\$393	\$306	\$194	\$243	\$245
Taft, Stettinius & Hollister	Cincinnati	286	\$315	\$315	\$590	\$220	\$358	\$350	\$365	\$165	\$227	\$225


SEE SAMPLING PAGE 14

BILLING SURVEY

SAMPLING, FROM PAGE 13

FIRM NAME	PRINCIPAL OR LARGEST OFFICE	NUMBER OF ATTORNEYS	FIRMWIDE			PARTNER			ASSOCIATE		
			REVENUE	PER HOUR	PER HOUR	PER HOUR	PER HOUR	PER HOUR	PER HOUR	PER HOUR	PER HOUR
Thompson Coburn	St. Louis	326			\$810	\$300			\$385	\$190	
Thompson & Knight	Dallas	325			\$825	\$410			\$440	\$255	
Townsend and Townsend and Crew	San Francisco	177	\$320	\$290	\$750	\$470	\$563	\$550	\$463	\$280	\$345
Ulmer & Berne	Cleveland	177			\$565	\$260			\$375	\$185	
Vedder Price	Chicago	255	\$425	\$425	\$720	\$370	\$483	\$470	\$365	\$255	\$325
Venable	Washington	454	\$184	\$195	\$350	\$445	\$590	\$325	\$500	\$280	\$350
Williams Mullen	Richmond, Va.	300	\$368	\$340	\$645	\$315	\$428	\$395	\$370	\$230	\$279
Winterlad	Dallas	264	\$395	\$395	\$340	\$462			\$330	\$215	\$201
Winston & Strawn	Chicago	899	\$486	\$490	\$1,075	\$475	\$670	\$660	\$610	\$350	\$375
Womble Carlyle Sandridge & Rice	Winston Salem, N.C.	563	\$372	\$375	\$525	\$300	\$461	\$465	\$415	\$210	\$251
Wyatt, Tarrant & Combs	Louisville, Ky.	185			\$590	\$245			\$285	\$185	
NON-NLJ 250 FIRMS											
Brinks Hofer Gilson & Lyne	Chicago	149	\$435	\$435	\$725	\$345	\$541	\$360	\$420	\$195	\$308
Fowler White Boggs	Tampa, Fla.	127	\$350	\$370	\$575	\$325	\$400	\$388	\$315	\$205	\$250
Lewis Rice & Fingersh	St. Louis	157			\$460	\$260			\$315	\$150	
Luce, Forward, Hamilton & Scripps	San Diego	143			\$670	\$350			\$445	\$245	
McAndrews, Held & Malloy	Chicago	102			\$575	\$260			\$350	\$225	
Montgomery, McCracken, Walker & Rhoads	Philadelphia	117			\$625	\$380	\$461		\$385	\$205	\$284
Morris, Manning & Martin	Atlanta	135	\$424	\$415	\$790	\$425	\$492	\$490	\$545	\$275	\$353
Schwabe, Williamson & Wyatt	Portland, Ore.	158	\$350	\$340	\$540	\$310	\$415	\$410	\$450	\$200	\$250
Sullivan & Worcester	Boston	156	\$537	\$543	\$240	\$475	\$647	\$520	\$535	\$290	\$370

TESTIFYING IN COURT IS NOT AN OPTION FOR ANIMALS



Together we must come to their defense.

Cruelty does not end when you die, so make sure your support of the ASPCA® doesn't either. Your gift of stocks, life insurance or other bequests helps us keep animals safe from harm while it helps ease the tax burden on your estate. Since 1868, the ASPCA has always been there to ensure the health and safety of America's animals. Make sure we stay that way.

Learn more by contacting Kim Bressant-Kibwe, Esq., at 646-291-6354, or kimb@aspcanet.org


ASPCA
ANIMAL RESCUE AND ADOPTION SOCIETY OF AMERICA
WE ARE THEIR VOICE™

CORPORATE COUNSEL PRESENTS **BEGINS WEDNESDAY!**

CONTROLLING LEGAL COSTS

Valuing, Measuring and Enhancing the Delivery of Legal Services

December 8-9, 2010 • The Harvard Club • NY

CONFERENCE CHAIR

 Amy Robinson
 Senior Vice President & General Counsel
 HYPER INC.

Corporate Counsel magazine's 2nd Annual Controlling Legal Costs is a must-attend event for any corporate counsel feeling pressure to reduce legal expenditures, both within the company and with outside firms and service providers. Attendees will hear from many of the top thought leaders on the topic and are guaranteed leave with enough practical ideas to cover the cost of attending many times over.


Program themes will include:

- Assessment, Discipline and Strategy
- Metrics, Budgeting and Reporting
- Process Improvement and Resource Deployment
- Alternative Fee Arrangements
- Reducing Cost from Technology

EARN UP TO 11 CLE CREDITS!

Visit the website to view the complete agenda and faculty list!

REGISTER TODAY!
 212.457.7905 • www.corpcounsel.com/gccost



An ALM Event